

## **INSTITUCIÓN EDUCATIVA SAN JOSÉ DE VENECIA - ANTIOQUIA**

### **Estrategia de apoyo para los procesos de aprendizaje en casa, atendiendo a las recomendaciones del MEN en la prevención y contención del COVID**

**19**

**Nombre del docente:** Yina Paola Palacios Chala

**Grado o Nivel:** Novenos

**Área o Asignatura:** inglés

**Tema:** Taller #3 modulo 3. Unidad 2. Lesson5. De la pag. 102 hasta la 105.

Taller #4 modulo 4. Unidad 1. Lesson 2. De la pag. 128 hasta la 131.

### **CRITERIOS DE DESEMPEÑO**

- Sigue instrucciones dadas en clase para realizar actividades académicas.
- Expresa de manera sencilla lo que le gusta y disgusta, comprende descripciones orales sobre una situación personal u objeto.
- Mejora la lectura como un mito importante y de crecimiento personal y académico

### **ACTIVIDADES**

Las actividades del taller se realizara en las guías de inglés con base a el LIBRO ENGLISH PLEASE 1, además para este tercer periodo vamos a trabajar con un taller interdisciplinario.

### **METODOLOGIA**

Para estos talleres los estudiantes los deben seguir las instrucciones dada por el docente, Para así tener una buena articulación entre el docente y estudiante.

Los estudiantes tendrán esta información a través de las páginas <http://aprende.colombiaaprende.edu.co/cainicio> y la del colegio <http://sanjosedevenecia.edu.co/>, además el profesor por medio del whatsapp y al correo electrónico [yina.iesanjocev@gmail.com](mailto:yina.iesanjocev@gmail.com), se les enviaría fotos y demás del taller que se esté realizando en el momento esto para poder explicar y hacer aclaraciones del taller.

Todo esto se hará de forma flexible.

### **EVALUACION**

Evaluaciones tipo Saber ICFES, análisis y producción de textos, traducción de texto en español e inglés, pruebas orales, participación activa.

### **WEB GRAFÍA Y/O BIBLIOGRAFÍA**

Páginas web, English please1 (9)

# 5

## Lesson 5

### Focus on vocabulary

Get Ready!

1. Read the text. Then complete the chart in your notebook so it is true for you.

To save energy ...	To save water ...	To save petrol ...	To save paper and plastic ...
I turn off lights.			

## How 'green' are you?

Do you...

- **save energy?**  
To save energy, turn off the lights and other electrical equipment when you don't need them. Use rechargeable batteries.
- **save water?**  
To save water, have short showers and turn off the tap when you clean your teeth.
- **reduce pollution?**  
To reduce pollution, walk, cycle or use public transport. Don't travel by car.
- **reduce waste?**  
To reduce waste, recycle paper, metal and plastic. Reuse plastic bags. Recycle. Don't buy bottled water - use a reusable water bottle.



### Glossary

save = ahorrar  
turn off = apagar  
rechargeable = recargable  
reduce = reducir  
waste = basura

2. In small groups, discuss your answers.

Example: I save energy, because I always turn off the lights. What about you?

3. What changes should you make to help the environment?

Example: We should ... walk, cycle or use public transport.

## Read

76

4. Do the quiz. Then listen to check your answers.

1. Which is the most dangerous species?

- A. Sharks
- B. Humans
- C. Spiders

2. Animals die and may become extinct when they ...

- A. lose their habitat.
- B. are food for other animals.
- C. are food for people.

3. Very large animal farms destroy ...

- A. rivers and lakes.
- B. the fields.
- C. our houses.



5. Read the text. Are the sentences a-e true (T) or false (F)? Correct the false sentences.

## MEATLESS MONDAYS

It's important to turn off lights and recycle paper, but there's another way we can help the planet ... by eating less meat. Here are the facts:

- farm animals use 30% of the Earth's surface
- we cut down the Amazon rainforest to grow soya to feed animals
- animals eat 97% of the world's soya crop (which could feed humans)
- to produce one kilo of beef it can take up to twelve kilos of grain
- to produce one kilo of beef it can take up to fifteen thousand litres of water!!

To produce meat we cut down trees and use lots of water. It isn't good for the environment.

Also, as the world's population grows, eating meat is not an efficient way to feed people.

*Meatless Mondays* is a campaign to encourage people not to eat meat on one day of the week, every week. It helps the environment and is good for your health. You should try it!



- a. Meatless Mondays is a campaign to get people to recycle paper.
- b. We are damaging the planet to produce meat.
- c. We need just a little water and food to get a lot of meat.
- d. Eating meat is the best way to feed a growing population.
- e. Eating meat every day is bad for our health.

## Glossary

feed = alimentar  
grow = crecer  
encourage = animar

# 5

## Lesson 5

### Listen



6. Listen to the interviews and write who agrees with the sentences a-f: Charlie (C) or Tanya (T).

To look after the environment ...

- you should eat less meat.
- you shouldn't waste water.
- you should turn off lights.
- you should walk, cycle or go by bus.
- you shouldn't throw away plastic bags, reuse them.
- you should recycle your rubbish.

### Focus on language

7. Read the sentences and answer the questions a-e.

1

You should turn off lights.

2

He shouldn't waste water.

3

Should I eat meat?

They should walk to school.

4

Say it!

Practise the sound /f/.  
Listen and repeat.  
Should Shelley shop for shoes?

- Are these sentences making suggestions or giving an order?
  - Which sentence is saying not to do something?
  - Which sentences are saying to do something?
  - Does the word *should* change for different parts of speech (I, you, he, she, we, they)?
  - How do you form a question?
9. Write sentences to give advice to a friend who wants to help the environment. Use the words in the box or your own ideas and *should* / *shouldn't*.

eat less meat    have shorter showers    throw away plastic bags  
recycle your rubbish    turn off the lights    travel everywhere by car  
waste food    save water    walk or cycle

Example: You should eat less meat. / You shouldn't throw away plastic bags.

**Speak**

10. In pairs, ask for and give advice. Use the information in the box and your own ideas.

shop local    turn off the lights    leave the car at home    eat less meat  
 buy only the food you need    reuse plastic bags    turn off the tap when you clean your teeth  
 turn off electrical equipment    have quick showers    do short journeys on foot

I'd like to save water.  
 Can you advise me  
 what I should do?

I'd like to think more about the  
 environment when I shop for food.  
 Can you advise me, please?

I'd like to save energy. What  
 suggestions can you make?

What should I do to  
 reduce pollution?

**Write**

11. Make a poster for your classroom about things people should and shouldn't do to help the environment. Look through lesson 5 for ideas.

**Writing Tip**

- ✓ Think of ideas and plan your poster.
- ✓ Find or draw pictures to illustrate your poster.
- ✓ Do a rough version to check and improve.
- ✓ Ask someone to check the writing.
- ✓ When you are ready, do the final copy.



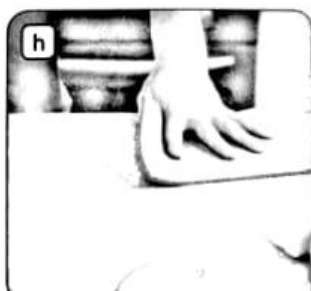
**ECOLOGY**  
 SKETCH

## Focus on vocabulary

Get Ready!

1. Match the expressions with the pictures. Which action do you think uses most water?

do the washing-up   drink   clean the kitchen   water the plants   do the laundry  
have a shower   flush the toilet   prepare food



2. In pairs, do the quiz.

## Approximately how much water do you use when you ...

## 1. flush the toilet?

- a. 5-10 litres
- b. 10-20 litres
- c. 20-30 litres

## 2. have a 10-minute shower?

- a. 40 litres
- b. 70 litres
- c. 100 litres

## 3. do the washing-up for five minutes?

- a. 10 litres
- b. 20 litres
- c. 30 litres

## 4. do the laundry in a washing machine?

- a. 30-40 litres
- b. 50-100 litres
- c. 100-150 litres

## 5. Where do you think we use most water at home? Put the following in order.

- a. Doing the laundry
- b. Cleaning the kitchen
- c. Preparing food
- d. In the bathroom

 **Read**

3. Look at the pictures. What can you see? What are the people doing? Why?



4. Read the text. How many ideas to save water are mentioned? Can you think of any more?

### Don't waste water!

There are 7 billion people on the planet and we need more water than before. 1.1 billion people don't have access to fresh water. Others only have access for part of the year. Pollution from factories and chemicals makes water dirty. Also, climate change means that there is less water now. It rains less, or rain falls at different times. The rain doesn't fill rivers and reservoirs.

If there is no clean water, people drink dirty water instead. This causes illnesses and a lot of people, especially children, die because of this.

What can we do?

If you live in a country with lots of fresh water, you are very lucky! But you can still help to save your country's water.

- Turn off the tap when you are brushing your teeth.
- Don't use fresh water to water your lawn.
- Don't have a bath. Have a shower instead.
- Eat less meat. The meat industry uses a lot of water.

Water is precious! Don't waste it.

### Glossary

waste = desperdiciar  
 pollution = contaminación  
 dirty = sucio/a  
 reservoir = embalse  
 turn off the tap = cerrar el grifo  
 brush your teeth = cepillarse los dientes

### Reading Tip

- ✓ Many words are similar in English and Spanish. What do these words mean?

access, chemicals,  
 climate, industry

5. Read the text again. Are the statements true (T) or false (F)?

- |  |   |
|--|---|
| a. There is more water now than before.      | d. A bath uses more water than a shower.  |
| b. Climate change affects rivers.            | e. Producing meat doesn't use much water. |
| c. Some children die because water is dirty. |   |



# 2

## Lesson 2






### Focus on language

- 6 Look at the statements. Which of them are instructions to do something? Which of them are instructions NOT to do something?
- I do the dishes every day.
  - Don't use fresh water to water your lawn.
  - Turn the tap off when you are brushing your teeth.
  - I don't have a twenty-minute shower every day.
  - Eat less meat.
  - Don't have a bath.
  - Have a shower.
  - Save water at all times.
7. Choose the correct word to complete the sentences.
- To tell someone to do something we use the infinitive of the verb with / without to.
  - To tell someone not to do something we use Do / Don't before the infinitive without to.
8. In your notebook, write the words in the correct order.
- do / washing-up / after / the / dinner / please
  - long / shower / don't / a / have
  - use / phone / in / don't / class / mobile / your
  - school / call / after / me
  - late / to / go / don't / bed / tonight

### Listen

- 89  9. Listen to Tania. What good habits does she have about using water?
- 89  10. Listen again. How often does Tania and her family use water? Copy the table and write the activities in the correct column.



 Twice a day	 Every day	 4 times a week	 At weekends	 Never
	drink 8 glasses of water			

**Speak**

11. Look at the actions in exercise 1 again. Then tell your partner how often you use water. Use the box to help you.

*I drink water about 5 times a day. How about you?  
I drink water more than that. I drink about 10 glasses  
of water a day.*

**Useful expressions**

When we talk about activities we do regularly, we can say:

*once a day / week / month*

*twice a day / week / month*

*three times a day / week / month*

12. Take turns to give and follow instructions using a verb from box A and an expression from box B. Make some of them negative with *don't*.

**A**

stand  
close  
say  
look  
ask  
touch

**B**

your eyes  
your book  
me a question  
the alphabet in English  
at me  
up

**Write**

13. Make a poster to encourage people to save water. Look at the text on p129 again to help you. Also, use your own ideas.

# Water is precious!



